







Public Response Time Compliance Report
Westside Community District Ambulance
November 2018

Response Time Compliance Report for November 2018					
Zone	Priority	Zone Compliance	Total Incident Count	Responses From	Responses To
Zone A Urban	Code 3	94.92%	118	2018-10-01	Not Complete
	Code 2	96.55%	29	2018-11-01	Not Complete
Zone A Suburban	Code 3	85.71%	7	2018-05-01	Not Complete
	Code 2	100.00%	2	2018-05-01	Not Complete
Zone A Rural	Code 3	100.00%	34	2018-05-01	Not Complete
	Code 2	100.00%	5	2018-05-01	Not Complete
Zone A Wilderness	Code 3	100.00%	22	2018-05-01	Not Complete
	Code 2	100.00%	1	2018-05-01	Not Complete

Response Time Compliance Period: A measurement period defined as any complete month, or accumulation of months in which the total number of calls in a response area (i.e. Zone 1 Suburban) equals or exceeds 250 or a twelve month period whichever is first. Measurement will be calculated separately for Code Two and Code Three calls.

2018 Cumulative Performance Summary

LEGEND:	
	Incomplete Compliance Period
	Complete Compliance Period that is Compliant
	Complete Compliance Period that is Non-Compliant
	Zero Calls

Response Time Compliance													
Zone		Jan-18	Feb-18	Mar-18	Apr-18	May-18	Jun-18	Jul-18	Aug-18	Sep-18	Oct-18	Nov-18	Cumulative Number of Calls
Zone A Urban	Code 3	82%	82%	83%	83%	91%	90%	89%	86%	86%	95%	95%	118
	Code2	90%	92%	89%	90%	91%	92%	93%	93%	91%	92%	97%	29
Zone A Suburban	Code 3	100%	100%	100%	100%		100%	100%	80%	83%	86%	86%	7
	Code2	100%	100%	100%	100%						100%	100%	2
Zone A Rural	Code 3	96%	96%	96%	97%	100%	100%	100%	100%	100%	100%	100%	34
	Code2	100%	100%	100%	100%	100%	100%	100%	100%	100%	100%	100%	5
Zone A Wilderness	Code 3	100%	100%	100%	100%	100%	100%	100%	100%	100%	100%	100%	22
	Code2	100%	100%	100%	100%							100%	1