







**Public Response Time Compliance Report**  
**ProTransport-1**  
**May 2019**

Response Compliance Report for May 2019					
Zone	Priority	Zone Compliance	Total Incident Count	Responses From	Responses To
Zone C Urban	Code 3	91.28%	172	2019-02-01	Not Complete
	Code 2	97.74%	133	2018-10-01	Not Complete
Zone C Suburban	Code 3	100.00%	29	2018-12-01	Not Complete
	Code 2	100.00%	1	2018-12-01	Not Complete
Zone C Rural	Code 3	100.00%	16	2018-12-01	Not Complete
	Code 2	100.00%	5	2018-12-01	Not Complete

**Response Time Compliance Period:** A measurement period defined as any complete month, or accumulation of months in which the total number of calls in a response area (i.e. Zone 1 Suburban) equals or exceeds 250 or a twelve month period whichever is first. Measurement will be calculated separately for Code Two and Code Three calls.

## 2019 Cumulative Performance Summary

<b>LEGEND:</b>	
	Incomplete Compliance Period
	Complete Compliance Period that is Compliant
	Complete Compliance Period that is Non-Compliant
	Zero Calls

Response Time Compliance														
Zone		Jun-18	Jul-18	Aug-18	Sep-18	Oct-18	Nov-18	Dec-18	Jan-19	Feb-19	Mar-19	Apr-19	May-19	Cumulative Number of Calls
Zone C Urban	Code 3	91%	90%	91%	90%	90%	90%	90%	91%	95%	93%	94%	91%	172
	Code2	98%	98%	99%	98%	100%	97%	98%	99%	99%	98%	98%	98%	133
Zone C Suburban	Code 3	100%	100%	100%	100%	97%	97%	100%	100%	100%	100%	100%	100%	29
	Code2	100%	100%	100%	100%	100%	100%				100%	100%	100%	1
Zone C Rural	Code 3	100%	100%	100%	100%	100%	100%	100%	100%	100%	100%	100%	100%	16
	Code2	100%	100%	100%	100%	100%	100%		100%	100%	100%	100%	100%	5