







Public Response Time Compliance Report
ProTransport-1
April 2019

Response Compliance Report for April 2019					
Zone	Priority	Zone Compliance	Total Incident Count	Responses From	Responses To
Zone C Urban	Code 3	94.07%	118	2019-02-01	Not Complete
	Code 2	98.23%	113	2018-10-01	Not Complete
Zone C Suburban	Code 3	100.00%	25	2018-12-01	Not Complete
	Code 2	100.00%	1	2018-12-01	Not Complete
Zone C Rural	Code 3	100.00%	11	2018-12-01	Not Complete
	Code 2	100.00%	4	2018-12-01	Not Complete

Response Time Compliance Period: A measurement period defined as any complete month, or accumulation of months in which the total number of calls in a response area (i.e. Zone 1 Suburban) equals or exceeds 250 or a twelve month period whichever is first. Measurement will be calculated separately for Code Two and Code Three calls.

2019 Cumulative Performance Summary

LEGEND:	
	Incomplete Compliance Period
	Complete Compliance Period that is Compliant
	Complete Compliance Period that is Non-Compliant
	Zero Calls

Response Time Compliance														
Zone		May-18	Jun-18	Jul-18	Aug-18	Sep-18	Oct-18	Nov-18	Dec-18	Jan-19	Feb-19	Mar-19	Apr-19	Cumulative Number of Calls
Zone C Urban	Code 3	92%	91%	90%	91%	90%	90%	90%	90%	91%	95%	93%	94%	118
	Code2	98%	98%	98%	99%	98%	100%	97%	98%	99%	99%	98%	98%	113
Zone C Suburban	Code 3	100%	100%	100%	100%	100%	97%	97%	100%	100%	100%	100%	100%	25
	Code2	100%	100%	100%	100%	100%	100%	100%				100%	100%	1
Zone C Rural	Code 3	100%	100%	100%	100%	100%	100%	100%	100%	100%	100%	100%	100%	11
	Code2	100%	100%	100%	100%	100%	100%	100%		100%	100%	100%	100%	4